



RAPID[®]
B R A C K E T
VOID DETECTOR HOLDER



CE UK
CA



About us and our commitment to quality

Rapid Bracket® Pty Ltd is an Australian based product design company dedicated to quality, functionality and safety above all else. We are committed to using our combined 40+ years of industry experience to develop and deliver high-quality, user-friendly products for the electrical and fire and life safety industry that solve real world problems.

 **Safety**

 **Quality**

 **Functionality**

 **40+ years of industry experience**



What is the Rapid Bracket®?

The Rapid Bracket® has been developed to promote the installation and maintenance of smoke detectors in ceiling spaces. The Rapid Bracket® is intended for use with ELV commercial detector systems. Installation of the Rapid Bracket® is possible at any stage of construction and also provides ease for future maintenance of detectors. The Rapid Bracket® can be installed in a range of flat ceiling materials with thicknesses ranging between 9mm to 32mm. The Rapid Bracket® can be extended to a maximum height of 3000mm.

- 1.** Simply cut a 165mm hole in the ceiling material,
- 2.** Insert and then clamp the assembly to the ceiling material
- 3.** Insert your tubes and your detector through the hole, twist and seat down on the wedges.
- 4.** That's it... you're done!



Features of the Rapid Bracket®?

- ⑦ Constructed from high quality materials.
- ⑦ Weighs just ~1.2kg in its tallest form.
- ⑦ Its 128mm opening, means it can be used with a larger variety of detectors.
- ⑦ The clever clamping design allows it to be used in ceiling thicknesses ranging from 9mm to 32mm.
- ⑦ The clamping design gives it the additional ability to be back blocked for some of those lighter duty ceilings or ceiling tiles.
- ⑦ Less screws means less time working above your head.
- ⑦ Installs in minutes.
- ⑦ Incredibly user friendly.
- ⑦ Easy access for future maintenance and testing.



TESTIMONIALS

"Wow, some time went into designing this! Great quality product."

- Matt, Electrician/Fire Alarm Technician

"Highly recommend this product. Simple, quick and easy to install."

- Rob, Electrician

"Awesome!"

- Christian, Fire Alarm Technician

Why use it ?

- **No Man holes** - Reduce costs associated with installing access panels
- **No other trades** - No outsourcing to other trades to install access panels or patch holes
- **No scissor lifts or elevated work platforms needed**
- **Easy future maintenance**
- **Safer** - No balancing on ladders through ceiling tiles
- **Aesthetically pleasing**

Who else is using it ?

The Rapid Bracket® has been successfully used for 3 years with thousands of units sold.

Where is it being used ?

The Rapid Bracket® is currently successfully being used in Australia, UK, Spain, Ireland, Papua New Guinea and more.


What applications can it be used in ?

In a wide range of applications that require smoke detection in inaccessible ceiling spaces such as:

- New construction
- Maintenance
- Additions, alterations and refurbishments
- 'Wireless' detection

What types of detectors and systems can it be used with?

The Rapid Bracket® is being successfully used with a variety of detector types, brands and systems.



How long does it take to install ?

The Rapid Bracket® can be installed in minutes.

Where is it made?

Proudly Australian Made, designed and assembled.

We ensure the highest possible quality by using our Australian Plastic moulding partners and only the best imported telescopic tubes from our trusted supplier.

What is it made from ?

The Rapid Bracket® (RBVDHFR) is made from high quality engineering polymers and light weight anodised aluminium.

Product Name:	Rapid Bracket®
Part No.	RBVDHFR
Main Assembly :	Glass filled Nylon
Detector Holder:	Glass filled Nylon
Face Plate:	UV rated Polycarbonate
Tubes:	Anodised Aluminium
Assistance handle:	20mm Anodised Aluminium

How long is the warranty ?

The Rapid Bracket® comes with a replacement warranty of 3 years from the date of purchase. Our product assurance procedures ensure the highest quality, resulting in zero returns in thousands of units sold.

Where can I get it ?


Currently available from our leading distributors in the UK, Ireland, Spain, Australia and more.

How long will it take to get ?

Depending on order size and delivery location, the Rapid Bracket® can generally be ordered and shipped the next day.

How much does it cost ?

Pricing available from our leading distributors.





Instructions for Design, Construction or Installation

The Rapid Bracket® has the following tools to assist with specification and installation which can be made available upon request –

- The Rapid Bracket® Product Installation Specifications –
- The Rapid Bracket® Product Technical Statement –
- The Rapid Bracket® Installation Instructions –
- The Rapid Bracket® Statement of Fitness for Purpose (Australia) –
- The Rapid Bracket® “Australian Made®” certificate –
- The Rapid Bracket® Plastic raw material data sheets



Awards

Spain 2022

Rapid Bracket® was selected by Galeria de la Innoación during the past Sicur 2022.

YOU CAN WATCH THE AWARDS VIDEO ON OUR WEBSITE



WWW.RAPIDBRACKET.COM

Product and Part Codes



PRODUCT	CODE	MOQ	PRICE
Rapid Bracket® FR	RBVDHFR	TBA	TBA
Telescopic Tubes 1m	RBVDH1M	TBA	TBA
Telescopic Tubes 3m	RBVDH3M	TBA	TBA
Rapid Base® Ceiling Access Point FR	RBCAPFR	TBA	TBA
120mm Hole Saw	RBBMHS120	TBA	TBA
140mm Hole Saw	RBBMHS140	TBA	TBA
165mm Hole Saw	RBBMHS165	TBA	TBA

Certifications

PRODUCT NAME: Rapid Bracket®	
Part No.	RBVDHFR
CE	Electrical safety: BS EN 60695-2-11
UKCA	Electrical safety: BS EN 60695-2-11
ROHS	EU Directive 2015/863
REACH	REACH compliant plastics
UV rated	UV rated Faceplate
GWIT	850°C

CONTACT

Rapid Bracket Pty Ltd
PO Box 7280
East Brisbane, QLD 4169

 Info@rapidbracket.com
 www.rapidbracket.com

DISCLAIMER The information contained in this document is current as at 27/03/2023 and Rapid Bracket Pty Ltd has used all reasonable endeavours to ensure the accuracy and reliability of the information. Rapid Bracket Pty Ltd assumes no responsibility or liability for any inaccuracies, omissions or errors in this document, nor for any actions taken in reliance on this information. Rapid Bracket Pty Ltd reserves the right to change the information contained in this document without notice. To ensure you have the most up to date information please contact support@rapidbracket.com Rapid Bracket Pty Ltd is not liable for representations made by users, suppliers, or retailers about the product. The Rapid Bracket® may not be suitable for all applications. Rapid Bracket Pty Ltd is not liable for any loss or damage resulting from incorrect application, careless or negligent use or storage of the product. To the maximum extent permitted by law Rapid Bracket Pty Ltd disclaims all warranties in relation to manufacture and use of the product. Rapid Bracket Pty Ltd does not exclude rights and remedies that cannot be excluded by legislation. Any liability arising from use of the product is limited to the replacement or purchase price of the product. Note: This document is only valid when reproduced in its entirety and must be read conjunction with the Product installation Specification. Rapid Bracket® must be installed in conjunction with any specifications of accompanying products or materials, or Standards relating to those products or materials, as well as any specific requirements of the relevant Building Classification or any other Construction or Building Code requirement relevant to the region or Country of installation. In support of our policy of continuous product improvement, we reserve the right to change materials and specifications without notice, to ensure you have the most current up-to-date information, contact support@rapidbracket.com